

# MINIMUM CABINET OPENING (MCO)

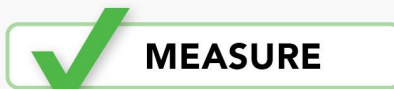
FRAMED VS. FRAMELESS

**COMMON  
FACE FRAME  
WIDTHS:**

1-1/2"

1-5/8"

1-3/4"

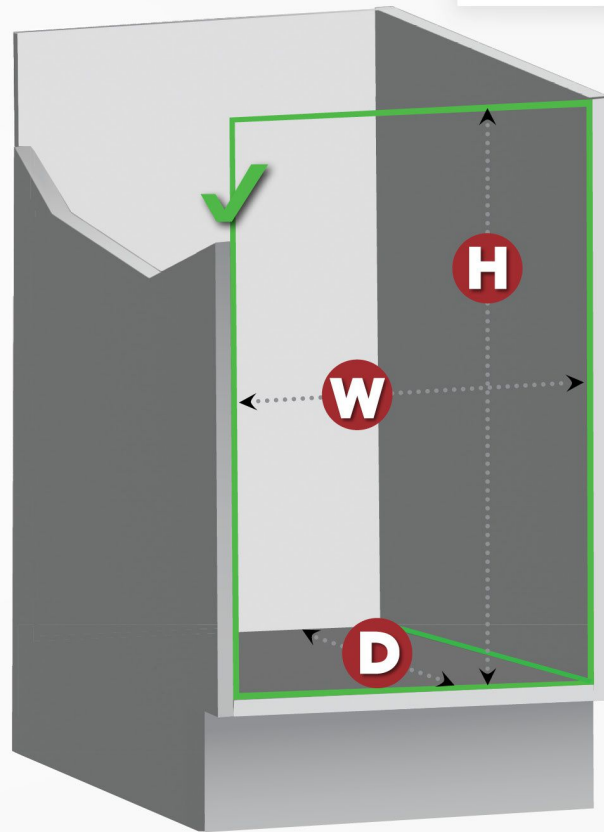
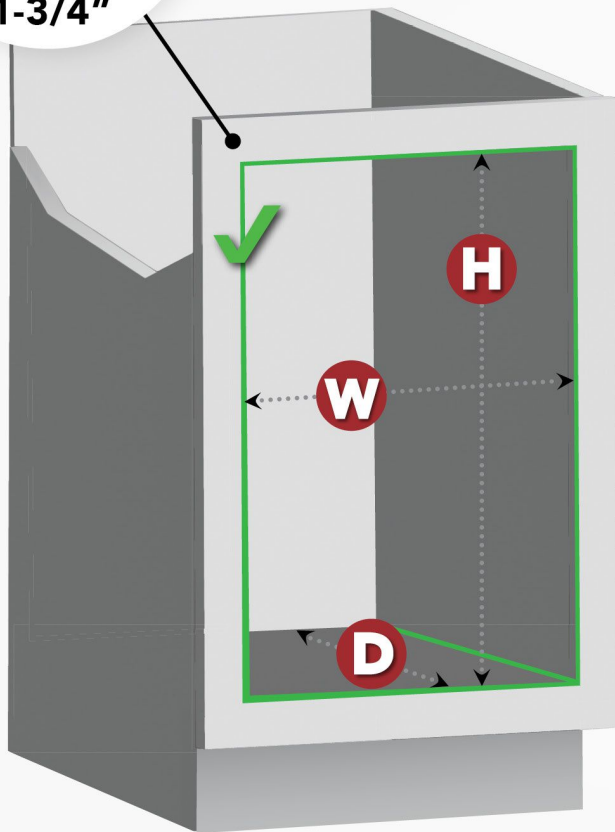


**PLEASE NOTE!** When measuring, check for obstructions such as door hinges or plumbing

**W** WIDTH

**D** DEPTH

**H** HEIGHT



**FRAMED**

*Traditional style  
common in the USA*



**FRAMELESS**

*(Full-Access)  
European inspired design*



## HOW TO MEASURE